





CONTENTS

ABOUT RMA SPORT	2
MADE TO MEASURE	3
RUGBY	5
VIDA ACTIVE	7
WCMX	9
BASKETBALL	11
RUGBY LEAGUE	13
DANCE	15
BADMINTON	17
TENNIS	19
MULTI-SPORT	21



ENGINEERED FOR SPORT.

Based in Bridgend South Wales RMA Sport are the UK's leading independent manufacturer of sports wheelchairs. Our parent company Roma Medical has been manufacturing wheelchairs and rehabilitation equipment since 1970. Overtime wheelchair users have been able to participate in a number of wheelchair sports and it was a natural progression for us to incorporate sports wheelchairs into our range with the result that we now manufacture wheelchairs for basketball, rugby union, rugby league, tennis, badminton, multi-sport and also dance WCMX and other wheelchair sports.

To ensure that players obtain a wheelchair that suits them and available for those able to visit our factory we have developed a unique, patented measuring system utilising an electronic device that enables the wheelchair player to have a wheelchair that fits perfectly to his or her own body contours. This Contour Body Mapping system does away with the traditional tape measure method of measuring a wheelchair user with the result that the user is able to experience exactly how the wheelchair will feel even before any

manufacturing commences. In addition to this measuring system and for those unable to attend for a fitting we still offer the traditional prescription form method of measuring.

To complement our made to measure wheelchairs we also manufacture a range of "club wheelchairs" in standard sizes enabling clubs and organisations to purchase wheelchairs for use by club members who are unable to purchase their own wheelchairs. Club chairs are available for rugby, tennis, badminton, dance and WCMX (Skate Park) sports. In addition to our sports wheelchair range we also manufacture the Vida permanent user wheelchair available by either a fitting at our factory or by prescription form, this active user everyday wheelchair offers a number of unique features and offers both durability and an attractive modern design in a wide range of colours.

We manufacture to the ISO 9001 standard and all of our wheelchairs are manufactured using only the best manufacturing practices using only top quality raw materials.

Learn more at: [rmasport.com/](https://www.rmasport.com/)

MADE TO MEASURE, NOT ADJUSTED TO FIT.

Contour Body Mapping in more detail...

The Contour Body Mapping® System is an essential part of our fitting process and sets us apart from other sport wheelchair manufacturers. This is a one of a kind technology developed by our team of engineers; a correctly fitting wheelchair will maximise performance.

With the notion that no two bodies are the same, our team of engineers and technicians invented the Contour Body Mapping® or CBM System. Individuals can experience an infinite range of adjustments, experiencing a truly custom fit. The measurements taken by the CBM are used by our Computer-Aided Design (CAD) technicians to generate a 3D image so that the individual can visualise how their chair will look once fabricated.

We also use an intuitive 3D CAD system, to run non destructive tests (i.e., fatigue and stress testing) and produce accurate drawings.

Pressure mapping is available to assess seating requirements to help alleviate the need for expensive cushions.

The difference in a RMA Sport Made to Measure wheelchair is in the fit. A second fitting is included, allowing the individual a chance to try their wheelchair and make any minor adjustments before the build is complete. After all, a truly tailored fit requires customer input.

Learn more at: rmasport.com/madetomeasure





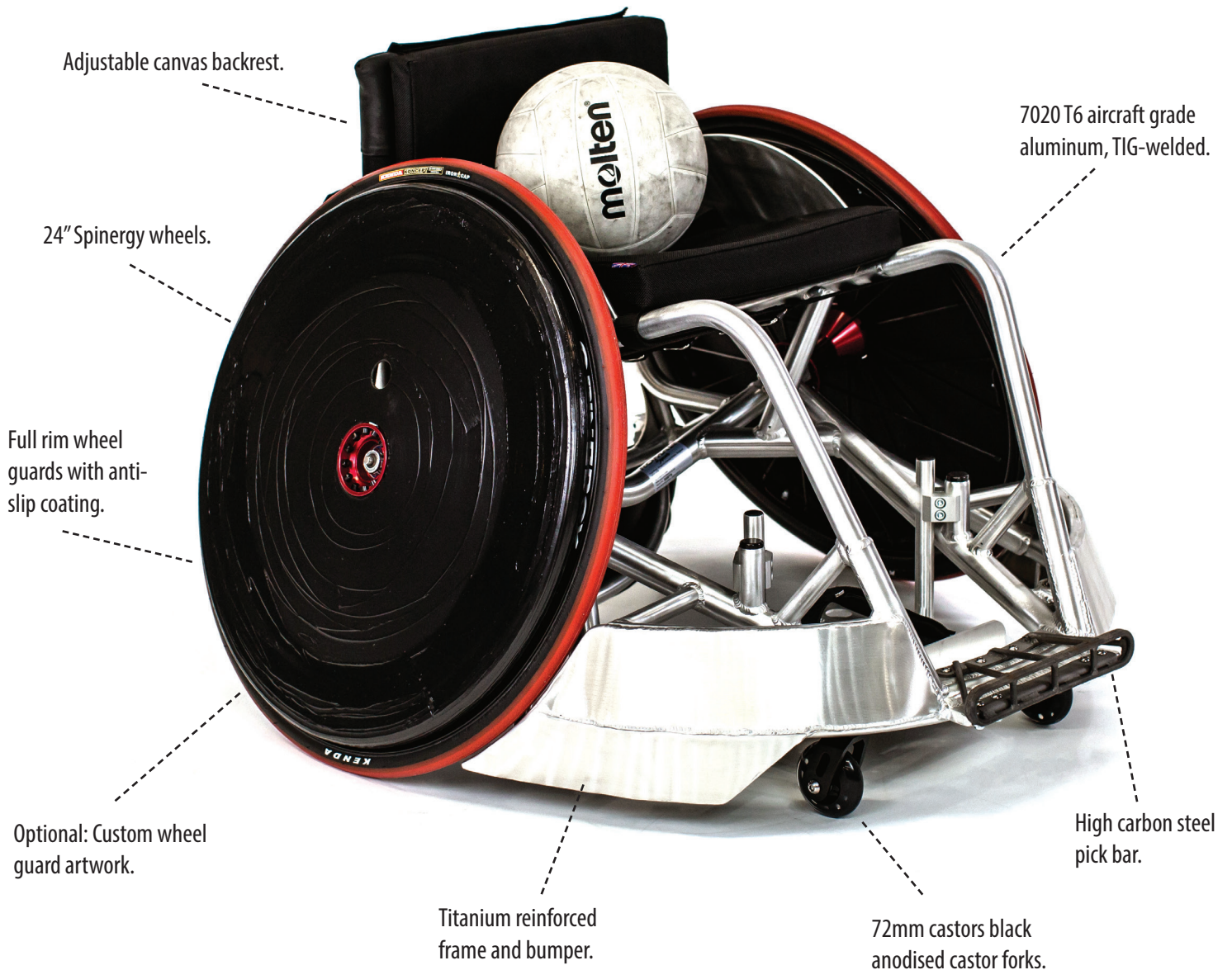
BUILT FOR BATTLE

RMA Sport has invested countless hours into the development of our Rugby Wheelchairs. By nature Wheelchair rugby is an aggressive, high-impact sport and the equipment, as a result, must be robust yet agile.

Our chairs undergo a heat treating process which hardens the chair frame and releases stresses that have been produced by the welding process. Every inch of the frame is then personally inspected and given a final finish by one of our skilled technicians.

The strength of our rugby wheelchair design is a culmination of the techniques and materials that we use. Our bespoke frame design is stronger than ever with Titanium reinforcements that withstand high impacts and deflect better than just Aluminium alone. The new bumper construction is of high carbon steel, much lighter and stronger than stainless steel, even the coating we use on our wheel guards allows for more shock absorption, grip and speed control.

We ensure that our designs conform to all international rules and specifications outlined by the International Wheelchair Rugby Federation.




Elite Pro Rugby Wheelchairs

Code	Description	Fitting Technique
RUG01	Elite Pro Attack Made to Measure	Contour Body Mapping System®
RUG02	Elite Pro Defence Made to Measure	Contour Body Mapping System®

Pro Rugby Wheelchair

Code	Description	Fitting Technique
RUG03/A	Pro Attack Made to Measure	Prescription Form
RUG03/D	Pro Defence Made to Measure	Prescription Form

CLUB WHEELCHAIRS



Club Attack Wheelchairs

Code	Seat Width	Seat Angle	Wheel Camber
RUG04/D/380	380mm / 15"	30°	18°
RUG04/D/410	410mm / 16"		
RUG04/D/430	430mm / 17"		
RUG04/D/460	460mm / 18"		
RUG04/D/480	480mm / 19"		

Club Attack Wheelchairs

Code	Seat Width	Seat Angle	Wheel Camber
RUG04/A/380	380mm / 15"	30°	18°
RUG04/A/410	410mm / 16"		
RUG04/A/430	430mm / 17"		
RUG04/A/460	460mm / 18"		
RUG04/A/480	480mm / 19"		

YOUTH COMPETITION WHEELCHAIRS



Youth Competition Defence

Code	Seat Width	Seat Angle	Wheel Camber
RUG07/D/320	320mm / 13"	28°	18°
RUG07/D/380	380mm / 15"		
RUG07/D/420	420mm / 15.5"		

Youth Competition Attack

Code	Seat Width	Seat Angle	Wheel Camber
RUG07/A/320	320mm / 13"	28°	18°
RUG07/A/380	380mm / 15"		
RUG07/A/420	420mm / 15.5"		

PURPOSEFUL ENGINEERING

Sport is about setting the bar higher when you smash your goals. For us, designing a chair for an active lifestyle came in response to our Made to Measure Rugby Wheelchairs. Inspired by athletes, the Vida Active Wheelchair is an entirely bespoke wheelchair that the individual designs for their needs. After all, no two bodies are the same. Purposeful engineering gives the Vida distinctive features, and the customisation options extend well beyond colour selection.

Every Vida Active Wheelchair frame is custom built using high-performance aircraft Aluminium alloy 7020. This material is stronger and lighter than standard Aluminum and is heat treatable.

Anodised Aluminium handrims.



Vida Active Wheelchair

Code	Description	Fitting Technique
VIDA01	Premium Made to Measure	Contour Body Mapping System®
VIDA02	Made to Measure	Prescription Form



Ergonomic 2"/50mm cushion.

Integral brake fixing slides.



Spenergy SPOX wheels (as standard); Spenergy LX optional upgrade.



Fixed footplate and footrest.

Made to Measure for
Nicole Engelen

Every Made to Measure build starts with our patented Contour Body Mapping System®

Every Vida Active Wheelchair frame is custom built using high-grade aircraft Aluminium alloy 7020. This material is stronger and lighter than standard Aluminum, extremely efficient in performance, and is heat treatable. Our Vida wheelchairs come with Spinergy SPOX wheels as standard. Spinergy's patented PBO FIBER spokes complement the Vida's performance adding torsional strength and advantages in push propulsion.

There are two ways of designing a Vida Active Wheelchair. We can use either prescription measurements or utilize our Contour Body Mapping (CBM) System to accurately and electronically record measurements. Our CBM is a one-of-a-kind innovation that has revolutionised the way we make our chairs.

Standard frame colour options

- Black
- White
- Graphite Grey
- Plastel Blue
- Red
- Blue
- Lime Green
- Natural



Frame material:
Lightweight
7020 T6 aircraft
grade aluminium
TIG-welded.



Polycarbonate torsion seating plate supported by Titanium brackets and screws (optional upgrade).

Folding or fixed backrest.

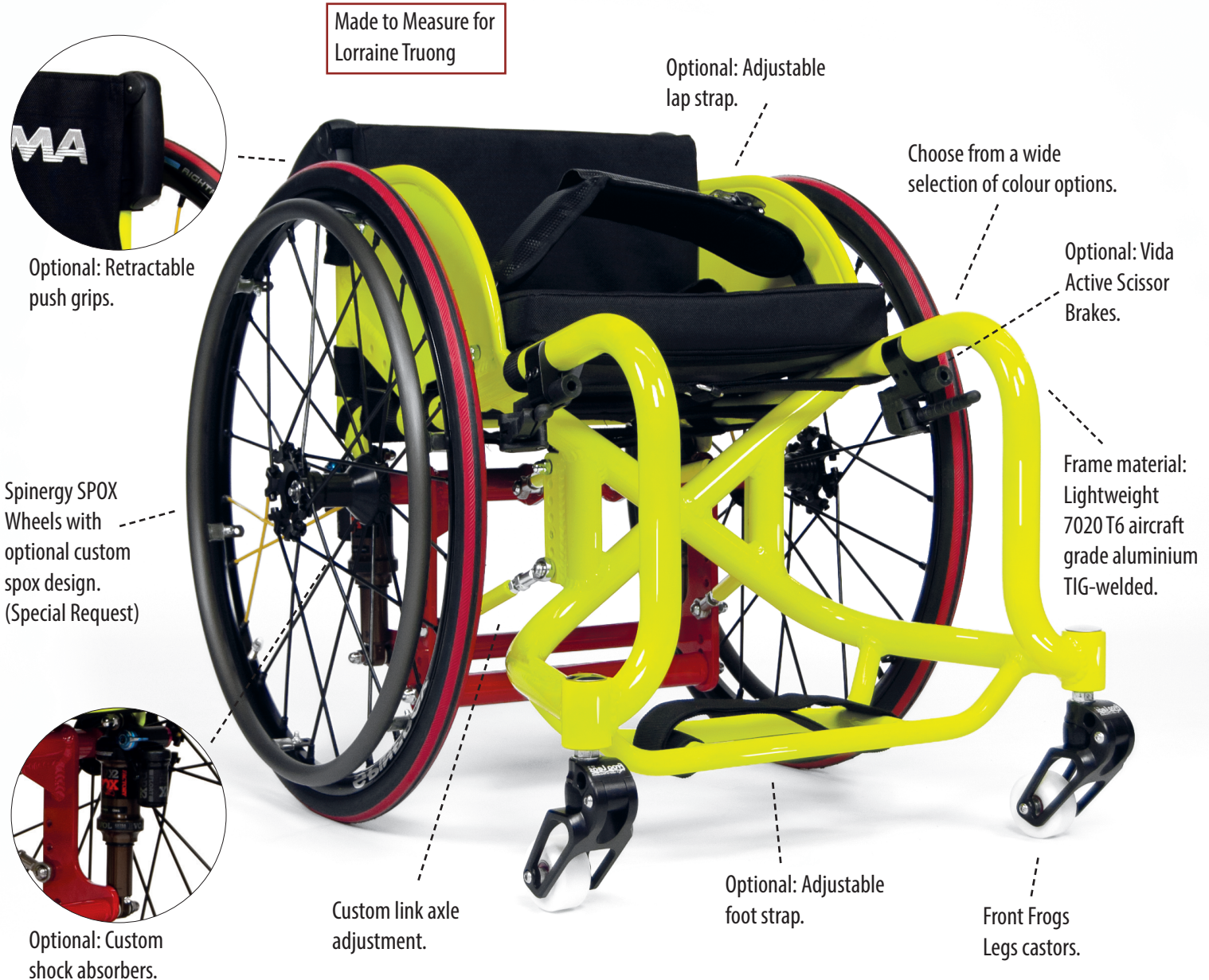


Optional size front castors.

NEXT LEVEL

WCMX (Wheelchair MotoCross) is an emerging and exciting sport. The sport can be seen enjoyed by people of all ages, performing tricks, jumps and even backflips in skate parks all over the world. Our SK8R wheelchairs are designed to cope with almost anything these fearless athlete's throw at them.

RMA Sport's SK8R premium Made to Measure Wheelchairs have the added advantage of the person having a second fit to ensure the wheelchair fully meets the persons specification and expectations. All SK8R wheelchairs are supplied with Spinergey Wheels and Frog Legs Castors as standard.



Every Junior Made to Measure and Premium Made to Measure SK8R Wheelchair frame is custom built using high-grade aircraft Aluminium alloy 7020. This material is stronger and lighter than standard Aluminium.

Spinergey SPOX wheels are standard features on all Made to Measure builds. Spinergey's patented PBO FIBER spokes with an X-laced hub, complement the SK8R's performance adding torsional strength and advantages in propulsion.

WCMX Made to Measure Wheelchair

Product Code	Description	Fitting Technique
SKT01	Premium Made to Measure	Contour Body Mapping System [®]

WCMX Junior Made to Measure Wheelchair

Product Code	Description	Fitting Technique
SKT/JUNIOR	Premium Made to Measure	Contour Body Mapping System [®]

CLUB WHEELCHAIRS

The Club WCMX wheelchairs are constructed from steel and come with an adjustable axle position. All of our Club WCMX Wheelchairs come with Spinergy Wheels, Single shock absorber and Frogs Legs Castors as standard.



Also available in Lime Green.

Standard frame colour options

- Bright Orange
- Lime Green

Robust Steel Frame.

Height adjustable footplate.

Anodised aluminium handrims.

Ergonomic 2"/50mm cushions.



Spinergy SPOX wheels (as standard).



Front Frogs Legs castors.



Fully Adjustable Rear shock absorber.



Axle Adjustment.

WCMX Club Wheelchair

Code	Wheel Size	Seat Width	Frame Material	Frame Colour
SKT04/ST/360	609mm / 24"	360mm / 14"	Steel	<ul style="list-style-type: none"> ● Bright Orange ● Lime Green
SKT04/ST/420		420mm / 16"		

BASKETBALL

Learn more at: rmasport.com/basketball

BUILT FOR SPEED

Wheelchair basketball is a fast-paced game where speed and control are essential. Using the same principles and technology as our rugby range, we have developed a lightweight, highly manoeuvrable and responsive range of basketball wheelchairs. We manufacture chairs for all levels of the game, grassroots to professional, to the same rigorous standards.

The Prescription and Made to Measure chairs are built to individual specifications and include a pair of Spinergy wheels as standard.



More bespoke options are available with a Prescription and Made to Measure build.

THE RANGE

The grassroots basketball chair features a lightweight steel frame construction which is available in seat width sizes of 360mm, 410mm, and 460mm. Lenco 24" quick-release wheels are inclusive in the price. The seat sling, castors, foot plate and foot rest are all adjustable, making the transition from beginner to intermediate a seamless one.

Elite Pro Basketball Wheelchair

Code	Description	Fitting Technique
BSK01	Elite Pro Made to Measure	Contour Body Mapping System [®]

Pro Basketball Wheelchair

Code	Description	Fitting Technique
BSK02	Pro Made to Measure	Prescription Form

CLUB WHEELCHAIRS

The club chair range is available in a steel or aluminium frame. Our steel range is available in 3 different sizes, 360mm/14", 410mm/16", and 460mm/18". Each chair comes with 24" Lenco quick release wheels and has a unique colour dependent on seat width.

Our Aircraft grade Aluminium frame option which is lighter than steel allow the user to make quicker manoeuvres. These aluminium chairs come with either 24" or 25" quick-release wheels.



In partnership with:

Club Basketball Wheelchairs - Steel

Product Code	Wheel Size	Seat Width	Frame Material	Colour
BSK/24/ST/14R	609mm / 24"	360mm / 14"	Steel	● Red
BSK/24/ST/16B		410mm / 16"		● Blue
BSK/24/ST/18G		460mm / 18"		● Grey



Club Basketball Wheelchairs - Aluminium

Product Code	Wheel Size	Seat Width	Frame Material	Colour Options
BSK24/AL/380	609mm / 24"	380mm / 15"	Aluminium	● Natural
BSK24/AL/420		420mm / 17"		● Blue
BSK25/AL/380	635mm / 25"	380mm / 15"		● Red
BSK25/AL/420		420mm / 17"		○ White

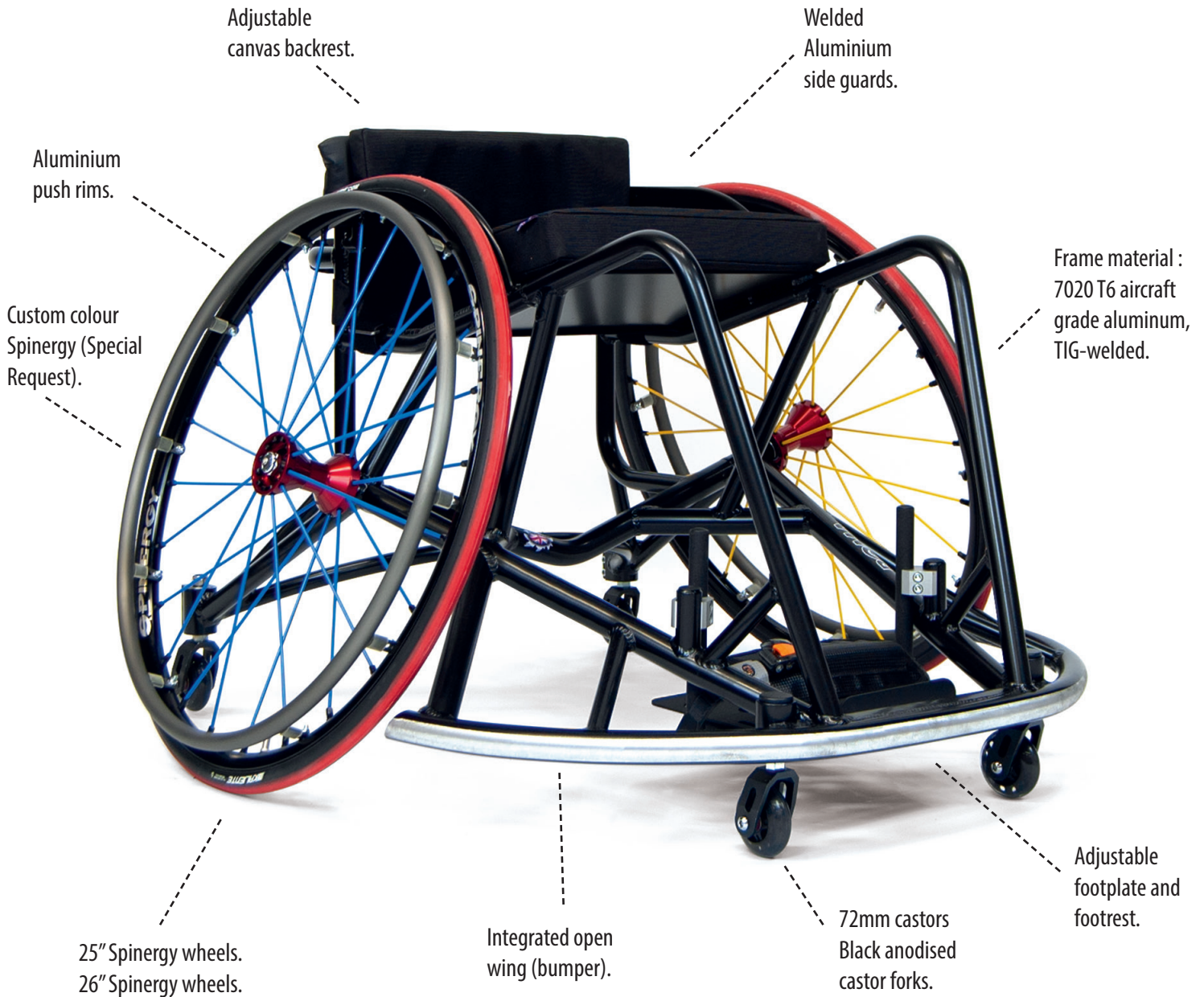
RUGBY LEAGUE

Learn more at: rmasport.com/rugbyleague

HYBRID DESIGN

The interest in wheelchair rugby league has become more prevalent as awareness of wheelchair sports continues to grow. The wheelchair-based version of rugby league football allows for players of all abilities to compete at the top level.

After working with teams based in England, we found that the nature of the game demands a chair that is able to withstand tackles while, at the same time, being highly responsive to sharp changes in direction.



Elite Pro Rugby League Wheelchair

Code	Description	Fitting Technique
RLG01	Elite Pro Made to Measure	Contour Body Mapping System®

Pro Rugby League Wheelchair

Code	Description	Fitting Technique
RLG02	Pro Made to Measure	Prescription Form

CLUB WHEELCHAIRS

THE RANGE

Wheelchair rugby league games are highly competitive, fluid and fast-moving, with possession switching back and forth between the teams while play continues. Our range of wheelchairs for rugby league is engineered to combat impacts made to the chair as well as changes in the pace of play.

The aircraft grade Aluminium frame comes in two seating options, either 400mm or 440mm seat width and with your choice of 24" or 25" Lenco quick release wheels. Every wheelchair is handmade to the same rigorous standards in Bridgend, South Wales.



Hook and loop foot strap.

18° fixed wheel camber.



Ergonomic 2"/50mm cushion.

Single anti-tip wheel.



Club Rugby League Wheelchair

Product Code	Wheel Size	Seat Width	Frame Material	Frame Colour
RLG24/AL/400	609mm / 24"	400mm / 16"	Aluminium	Raw Aluminium
RLG24/AL/440		440mm / 17"		
RLG25/AL/400	635mm / 25"	400mm / 16"		
RLG25/AL/440		440mm / 17"		

A CHANGE OF TEMPO

Shortly after receiving their custom-built Vida Active Wheelchair, one of our customers returned with a challenge to design a wheelchair for ballroom dancing. Starting with our patented Contour Body Mapping system, we began a project worthy of centre stage.

Elite Pro Dance Wheelchair

Code	Description	Fitting Technique
DAN01	Elite Pro Made to Measure	Contour Body Mapping System [®]

Pro Dance Wheelchair

Code	Description	Fitting Technique
BSK02	Pro Made to Measure	Prescription Form



CLUB WHEELCHAIRS

THE RANGE

Our Club Dance Wheelchairs are made from steel and come in 3 different seat widths, 360mm, 410mm and 460mm. Each chair comes equipped with 24" Lenco quick release wheels and a single anti-tip which can be detached if necessary. Our Dance chairs are available in black as standard which make them less conspicuous on stage.

The engineering for our dance wheelchair range utilises the same technology and skill as seen in our other sports chairs; the main differences are evident in the design's functionality and small footprint. The design offers versatility to suit multiple styles and classifications of wheelchair dance.



Adjustable foot plate.

24" Sport Wheels.



←----- Small footprint -----→



Single Anti-Tip Wheel.

Club Dance Wheelchair

Code	Wheel Size	Seat Width	Frame Material	Frame Colour
DAN24/ST/14	609mm / 24"	360mm / 14"	Steel	● Black
DAN24/ST/16		410mm / 16"		
DAN24/ST/18		460mm / 18"		

PRECISION PERFECTED

RMA Sport's ongoing philosophy has been to work with the athletes to understand their aspirations and meet their physical requirements. The development and introduction of our Badminton Wheelchair is no exception.

While communicating with various athletes, we found that a lot of players use re-purposed Tennis Wheelchairs to compete at high-level competitions. While it is possible to use any chair to play badminton, a purpose-built Badminton Wheelchair can make a huge difference in those split-second games. With that in mind, our vision at RMA Sport was to construct a sports chair capable of giving players the precision they need.



Elite Pro Badminton Wheelchair

Code	Description	Fitting Technique
BDM01	Elite Pro Made to Measure	Contour Body Mapping System [®]

Pro Badminton Wheelchair

Code	Description	Fitting Technique
BDM02	Pro Made to Measure	Prescription Form

Frame materials available



4.5kg
Frame weight only



2.5kg
Frame weight only

CLUB WHEELCHAIRS

THE RANGE

Our Made to Measure Badminton wheelchairs take full advantage of our Contour Body Mapping System. All measurements are taken electronically, ruling out human error when taking measurements from a tape measure.

Our Elite Pro range wheelchairs are made from 7020 T6 lightweight aluminium or extreme lightweight magnesium and come with Spinergy SPOX wheels as standard.

Club Badminton Wheelchairs are made from steel. This allows our Club range to be a cost-effective alternative to our Made to Measure chairs. Club chairs come with Lenco quick release sport wheels, a single anti-tip wheel, and adjustable upholstery.



Club Badminton - Steel

Code	Wheel Size	Seat Width	Frame Material
BDM24/ST/380	609mm / 24"	380mm / 15"	Steel
BDM24/ST/410		410mm / 16"	
BDM24/ST/430		430mm / 17"	
BDM25/ST/380	635mm / 25"	380mm / 15"	
BDM25/ST/410		410mm / 16"	
BDM25/ST/430		430mm / 17"	
BDM26/ST/380	660mm / 26"	380mm / 15"	
BDM26/ST/410		410mm / 16"	
BDM26/ST/430		430mm / 17"	

Club Badminton - Aluminium

Code	Wheel Size	Seat Width	Frame Material
BDM24/AL/380	609mm / 24"	380mm / 15"	Aluminium
BDM24/AL/410		410mm / 16"	
BDM24/AL/430		430mm / 17"	
BDM25/AL/380	635mm / 25"	380mm / 15"	
BDM25/AL/410		410mm / 16"	
BDM25/AL/430		430mm / 17"	

MORE THAN A GAME

To tackle the barriers in participating in wheelchair tennis, we teamed up with the Tennis Foundation to create an affordable chair specifically designed for a grassroots level. The Tennis Foundation's expertise in developing a tennis-specific wheelchair included the experience of wheelchair tennis players, the Tennis Foundation's disability development team, and the input of elite performance coaches.

Both the seat position over the axle and wheel camber degree make this a highly responsive chair, capable of sharp changes in direction and getting to the ball quickly. The chair's ergonomic design supports the upper torso movement to perform the smaller changes in position required for smooth tennis strokes. What's more, detachable and adjustable seat back and side guards make for easy transportation.



Frame material :
7020 T6 aircraft
grade aluminum,
TIG-welded.

THE RANGE

Made to Measure Tennis wheelchairs take full advantage of our Contour Body Mapping (CBM) System. All measurements are taken electronically to within a millimetre. Prescription measurements could also be used as an alternative to using our CBM System.

A Made to Measure wheelchair has the added benefit of being able to undergo a second fitting session. This allows the user to try the chair to ensure it meets all physical requirements, we can make minor adjustments to the frame at this stage.

Elite Pro Tennis Wheelchair

Code	Description	Fitting Technique
TEN01/ST	Elite Pro Made to Measure	Contour Body Mapping System [®]

Pro Tennis Wheelchair

Code	Description	Fitting Technique
TEN02	Pro Made to Measure	Prescription Form

CLUB WHEELCHAIRS



Horizontal, vertical and angle adjustable footplate with hook and loop foot strap.

Ergonomic 2"/50mm canvas cushion.

Adjustable side guards.

Height adjustable canvas backrest.

72mm castors
Black anodised castor forks.

24" Youth
25" Adult
quick-release wheels.

6-tab grey anodised push rims.

21° fixed wheel camber (Youth).
19° fixed wheel camber (Adult).

Adjustable tension seat sling.

Adjustable anti-tip wheel.

GRASSROOTS

Our grassroots tennis wheelchair is constructed from steel. Available in youth and adult sizes (distinguishable by colour), this tennis chair has adjustable components so it can be adapted as a player develops from a beginner to a regular player.

Youth & Adult Tennis Wheelchairs

Code	Wheel Size	Seat Width	Frame Material	Colour
TEN05/ST/12	609mm / 24"	305mm / 12"	Steel	● Pastel Blue
TEN05/ST/14		355mm / 14"		
TEN06/ST/15	635mm / 25"	381mm / 15"	Steel	● Graphite Grey
TEN06/ST/17		431mm / 17"		

Multi-Sport Wheelchair - Steel



24" quick-release wheels.

72mm castors
Black anodised castor forks.

THE FUTURE

Sport is more than a game; it is an opportunity for everybody! With this notion in mind, we set our sights on constructing a wheelchair that would enable young people to participate in various sports and activities.

Product Code	Seat Width	Colour
MSC/12	300mm / 12"	● Lime Green
MSC/14	360mm / 14"	● Red
MSC/16	400mm / 16"	○ White
MSC/18	460mm / 18"	● Blue



THE RANGE

Our original multi-sport wheelchair was designed in Bridgend, South Wales. The chair was developed with help from Youth Sport Trust. This steel multisport chair is available in four seat widths. All four sizes have a weight limit of 12st or 76kg.

Colour coordinated sizing makes it easy for schools and clubs to identify the different seat widths: 12" Lime Green, 14" Red, 16" White and 18" Blue. The steel frame supports an adjustable foot rest, canvas seat sling, and backrest. The multi-sport wheelchair comes with a set of 24" quick-release wheels.

Lightweight Multi-Sport Wheelchair - Aluminium



Aluminium Multisport Chair
● Only Available in Lime Green



Height Adjustable Backrest.



Horizontal and Vertical Adjustable Footrest.

THE LIGHTWEIGHT ALUMINIUM ALTERNATIVE

Our Aluminium Multisport chair (shown above) is a lightweight alternative to steel. It is available in 6 seat widths and is ideal for youngsters who are keen to participate in wheelchair sport. The Anti-Tip and backrest are height adjustable and the Footrest can be moved horizontally and vertically to accommodate all users.

Product Code	Seat Width	Frame Material
MSC/AL/240	240mm / 9.5"	Aluminium
MSC/AL/260	260mm / 10"	
MSC/AL/280	280mm / 11"	
MSC/AL/300	300mm / 12"	
MSC/AL/320	320mm / 12.5"	
MSC/AL/340	340mm / 13.3"	

Proud to supply:



York Road, Bridgend Industrial Estate, Bridgend, CF31 3TB, United Kingdom

www.rmasport.com

sales@rmasport.com

+44 1656 674488